


**FS4BD-KA Series
R-410A High Efficiency
Air Conditioner
13 SEER Residential System
1-1/2 – 5 Ton Capacity**

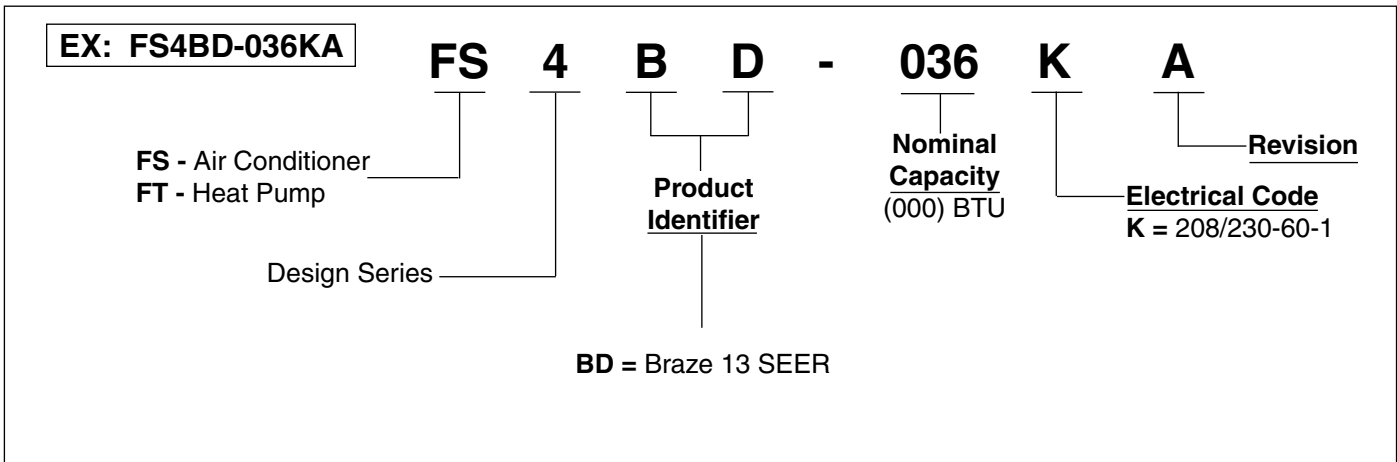
Westinghouse now offers the choice of an air conditioner that uses a more efficient and environmentally friendly refrigerant designated R-410A. The FS4BD-KA Series of air conditioners offers exceptional performance. The unit, when combined with our engineered coils or air handlers, offers a full line of quality, split system cooling equipment.



FEATURES and BENEFITS

- **Warranty**
 - This product offers a 10-year all-parts warranty.
 - This product offers a 10 year Quality Pledge to replace the entire unit, if the unit's major component (heat exchanger or compressor) fails within the first 10 years of operation, to the original owner. All split system products must be installed with a matched indoor air handler or indoor coil to qualify.
 - Consumer product registration required for both 10 year All Parts Warranty and Quality Pledge within a limited period of time after the installation. See current warranty document or visit our consumer web site listed on the back of this document for warranty details.
- **R-410A Refrigerant** – Earth friendly non-ozone depleting refrigerant.
- **Designed using galvanized steel** – with a polyester urethane coat finish. The 950 hour salt spray finish resists corrosion 50% better than comparable units.
- **Copper Tube / Aluminum Fin Coils** – Both indoor and outdoor coils are designed to optimize heat transfer, minimize size and cost, and increase durability and reliability.
- **Permanently Lubricated Motor** – A heavy duty PSC motor for long lasting reliability and quiet operation. Requires no maintenance and is completely protected from rain and snow.
- **Full Port Suction Valve** – Full port brass ball valve provides low pressure drop and ease of service. The valve is actuated by 1/4 turn full open to full close.
- **Louvered Condenser Guard** – Durable metal guard protects the coil from yard hazards and extreme weather.
- **Removable Top Grille Assembly** – Allows ease of service from the top without disconnecting fan motor leads.
- **High Pressure Switch** – Protects against abnormally high system pressures. Auto-reset feature prevents nuisance service visits.
- **Liquid Line Filter Drier** – Included with unit, field installed.
- **One Piece Top/Orifice** – Designed for maximum airflow and quiet operation.
- **Easy Compressor and Control Access** – Designed to make servicing easier for the contractor, access panels are provided to all controls and the compressor from the side of the unit.

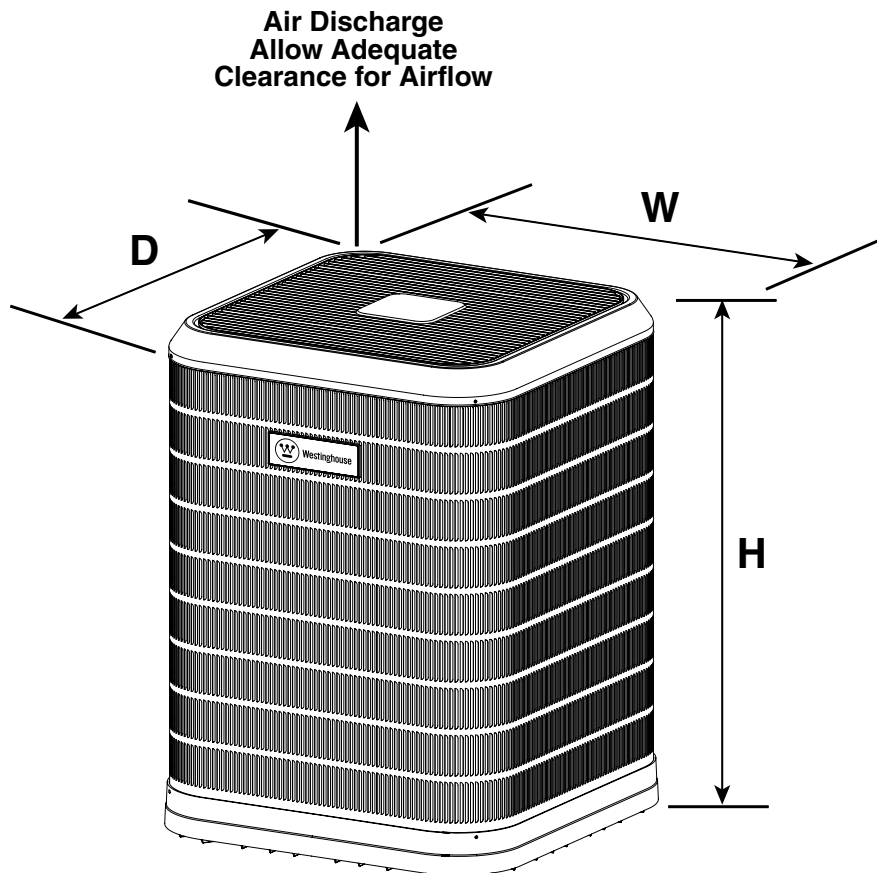
MODEL IDENTIFICATION CODES



DIMENSIONS

AIR CONDITIONER OUTDOOR SECTION

FS4BD	018KA	024KA	030KA	036KA	042KA	048KA	060KA
H	24 1/4	32 1/4	36 1/4	36 1/4	33	33	45
W	23 1/4	23 1/4	23 1/4	23 1/4	31 1/4	31 1/4	31 1/4
D	23 1/4	23 1/4	23 1/4	23 1/4	31 1/4	31 1/4	31 1/4



PHYSICAL AND ELECTRICAL SPECIFICATIONS / OUTDOOR UNITS

13 SEER — High Efficiency — Single Phase

Model Number FS4BD-		018KA	024KA	030KA	036KA	042KA	048KA	060KA	
Electrical Data	Volts-Cycles-Phase (1)	208/230-60-1	208/230-60-1	208/230-60-1	208/230-60-1	208/230-60-1	208/230-60-1	208/230-60-1	
	Total Amps	9.4	13.5	14.8	17.8	19.31	23.2	27.6	
	Delay Fuse Max. (2)	20	25	30	35	40	50	60	
	Min. Circuit Ampacity	11.5	16.7	18.3	22	23	28.6	34.2	
Condenser Data	Coil	Area	8.2	11.5	13.2	13.2	17.7	17.7	25.4
		Rows-FPI	1 - 22	1 - 22	1 - 22	1 - 22	1 - 22	1 - 22	2 - 16
		Tube Dia	3/8" O.D.	3/8" O.D.	3/8" O.D.	3/8" O.D.	3/8" O.D.	3/8" O.D.	3/8" O.D.
	Fan Motor	Type	PSC	PSC	PSC	PSC	PSC	PSC	PSC
		Amps	0.4	0.67	0.67	1.2	1.4	1.4	1.4
		HP	0.13	0.13	0.13	0.25	0.25	0.25	0.25
	Fan Blade	Dia-# Blades	18" - 3	18" - 3	18" - 3	18" - 3	24" - 2	24" - 2	24" - 2
		SCFM	2600	2800	3000	3000	3500	3500	3800
	Compressor Data	RLA	9	12.8	14.1	16.6	17.9	21.8	26.2
		LRA	48	58.3	73	79	112	117	134
Refrigerant suction line	0-24 ft.	3/4"	3/4"	3/4"	3/4"	7/8"	7/8"	7/8"	
O.D.(all length of liquid line are 3/8" O.D.)	25-39 ft.	3/4"	3/4"	3/4"	7/8" (3)	7/8"	7/8"	1-1/8" (4)	
	40-75 ft.	3/4"	3/4"	3/4"	7/8" (3)	7/8"	7/8"	1-1/8" (4)	
Refrigerant charge (R-410A) in ounces for outdoor unit, indoor unit and 15' lineset.		75	90	96	104	124	127	160	
Weight	Net	109	125	138	140	184	184	219	
Approximate (lbs.)	Ship	114	130	144	146	196	196	228	

- (1) Operating Voltage Range: 187v min. — 253v max.
 (2) HACR Type Circuit Breakers may be used.
 (3) Requires 7/8" to 3/4" reducer from line to unit.
 (4) Requires 7/8" to 1-1/8" reducer from line to unit.

ACCESSORIES - Condensing Unit

Start Assist Kit - 912933

Provides additional starting torque for the compressor motor when operating with low line voltage or high operating temperatures.

COPPER WIRE SIZE — AWG (1% Voltage Drop)				
Supply Wire Length-Feet				Supply Circuit Ampacity
200	150	100	50	
6	8	10	14	15
4	6	8	12	20
4	6	8	10	25
4	4	6	10	30
3	4	6	8	35
3	4	6	8	40
2	3	4	6	45
2	3	4	6	50

Wire Size based on N.E.C. for 60° type copper conductors.

SYSTEM COOLING CAPACITIES

13 SEER — High Efficiency — Single Phase

Outdoor Unit Model Number FS4BD-	Indoor Unit + TDR	BTUH	SEER	EER	SCFM
018KA	C6B(A,H)-X24(C,U)-A	18000	13	12	530
018KA	C6B(A,H)-X24(C,U)-B	18000	13	12	530
024KA	C6B(A,H)-X24(C,U)-A	24000	13	11.5	700
024KA	C6B(A,H)-X24(C,U)-B	24000	13	11.5	700
030KA	C6B(A,H)-X30(C,U)-A	28600	13	11	950
030KA	C6B(A,H)-X30(C,U)-B	28600	13	11	950
036KA	C6B(A,H)-X35(C,U)-A	34600	13	11.5	950
036KA	C6B(A,H)-X35(C,U)-B	34600	13	11.5	950
036KA	C6B(A,H)-X36(C,U)-B	35600	13	11.3	1100
036KA	C6B(A,H)-X36(C,U)-C	35600	13	11.3	1100
042KA	C6B(A,H)-X42(C,U)-B	40500	13	11.8	1250
042KA	C6B(A,H)-X42(C,U)-C	40500	13	11.8	1250
048KA	C6B(A,H)-X48(C,U)-C	46500	13	11.2	1400
048KA	C6B(A,H)-X48(C,U)-D	46500	13	11.2	1400
060KA	C6B(A,H)-X60(C,U)-C	58500	13	11	1600
060KA	C6B(A,H)-X60(C,U)-D	58500	13	11	1600

SYSTEM COOLING CAPACITIES (Continued)

13 SEER — High Efficiency — Single Phase

Outdoor Unit Model Number FS4BD-	Indoor Unit + TDR	BTUH	SEER	EER	SCFM
018KA	C5B(A,H)-X25(U,C)-(A,B)	18000	13	11.5	550
024KA	C5B(A,H)-X25(U,C)-(A,B)	24000	13	11.5	700
030KA	C5B(A,H)-X30(U,C)-(A,B)	29400	13	11.5	950
036KA	C5B(A,H)-X36(U,C)-(A,B)	34,600	13	11.5	950
036KA	C5B(A,H)-X37(U,C)-B	36000	13	11.5	1100
042KA	C5B(A,H)-X42(U,C)-B	40600	13	11.5	1250
048KA	C5B(A,H)-X48(U,C)-B	47000	13	11.5	1400
048KA	C5B(A,H)-X49(U,C)-C	48000	13	11.5	1400
060KA	C5B(A,H)-X60(U,C)-C	58000	13	11.5	1600

Outdoor Unit Model Number FS4BD-	Indoor Unit	BTUH	SEER	EER	SCFM
018KA	B5B(M,V)-X25(A,K)-(A,B)	18000	13	11.5	550
024KA	B5B(M,V)-X25(A,K)-(A,B)	24000	13	11.5	700
030KA	B5B(M,V)-X30K-(A,B)	29400	13	11.5	950
036KA	B5B(M,V)-X36(A,K)-B	34600	13	11.5	950
036KA	B5B(M,V)-X37K-B	36000	13	11.5	1100
042KA	B5B(M,V)-X42K-B	40600	13	11.5	1250
048KA	B5B(M,V)-X48K-B	47000	13	11.5	1400
048KA	B5B(M,V)-X49(A,K)-C	48000	13	11.5	1400
060KA	B5B(M,V)-X60K-C	58000	13	11.5	1600

See current ARI Directory for certified combinations and ratings. All ratings are with time delay relay.

14 SEER — High Efficiency — Single Phase

Outdoor Unit Model Number FS4BD-	Indoor Unit + TDR	BTUH	SEER	EER	SCFM
018KA	C5B(A,H)-X25(C,U)-B+VSB-B	18400	14	12.5	550
024KA	C5B(A,H)-X25(C,U)-B+VSB-B	24400	14	12.5	700
030KA	C5B(A,H)-X30(C,U)-B+VSB-B	30000	14	12.5	950
036KA	C5B(A,H)-X36(C,U)-B+VSB-B	35200	14	12.5	950
036KA	C5B(A,H)-X37(C,U)-B+VSB-B	36600	14	12.5	1100
042KA	C5B(A,H)-X42(C,U)-B+VSB-B	41000	14	12.5	1250
048KA	C5B(A,H)-X49(C,U)-C+VSB-C	48500	14	12.5	1400
060KA	C5B(A,H)-X60(C,U)-C+VSB-C	59000	14	12.5	1600

Outdoor Unit Model Number FS4BD-	Indoor Unit	BTUH	SEER	EER	SCFM
018KA	B5VM-X25K-B	18400	14	12.5	550
024KA	B5VM-X25K-B	24400	14	12.5	700
030KA	B5VM-X30K-B	30000	14	12.5	950
036KA	B5VM-X36K-B	35200	14	12.5	950
036KA	B5VM-X37K-B	36600	14	12.5	1100
042KA	B5VM-X42K-B	41000	14	12.5	1250
048KA	B5VM-X49K-C	48500	14	12.5	1400
060KA	B5VM-X60K-C	59000	14	12.5	1600

See current ARI Directory for certified combinations and ratings. All ratings are with time delay relay.



We Encourage Professionalism



Through Technician Certification by NATE



Westinghouse products are manufactured and distributed by NORDYNE.

www.westinghousevac.com

469C-0608 (Replaces 469C-0807)

and Westinghouse are trademarks of Westinghouse Electric Corporation and used under license to NORDYNE.

O'Fallon, MO

NORDYNE

Before purchasing this appliance, read important energy cost and efficiency information available from your retailer. Specifications and illustrations subject to change without notice and without incurring obligations. Printed in U.S.A. (06/08)